

Identifying Your Cylinder Profile



Oval

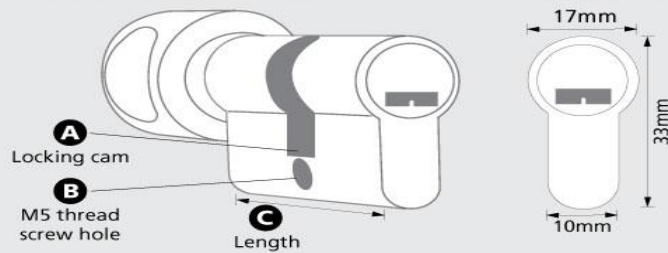


Euro



EURO PROFILE SINGLE CYLINDER

EURO PROFILE SINGLE CYLINDER DIMENSIONS



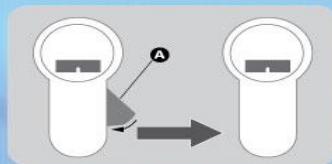
Art. 998/63/C
Art. 998/63/G

C Length = 63mm

Art. 998/70/C
Art. 998/70/G

C Length = 70mm

INSTALLATION INSTRUCTIONS



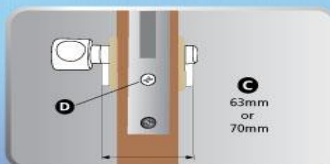
1. Turn locking cam **A** with knob to align with the cylinder.



2. Insert the cylinder into the lock case till you are able to turn the locking cam.



3. Secure the cylinder with the screw through the lock case hole **D** onto hole **B**.



Use length-70mm for main entrance or fire-rated door and length-63mm for room door.