



Φ400mm系列型材切割机

Φ400mm TYPE SHAPE CUTTER(CUT OFF SAW)

特点

床身及底座均采用优质铸铁，稳重结实，经久耐用；


手柄上可配非自锁开关，安全可靠；

底座上配有滚轮，移动方便；也可用地脚螺栓将底座固定，工作更加可靠；


采用优质纤维增强砂轮片，安全可靠。

Characters:


Both the body and base use high quality cast iron, strong and everlasting. The handle can match for special switch, safety and reliable. There are wheels on base which can moving easily. And using bolts fasten the base enable working more reliable. Using high quality fiber strengthen grinding flat, safety and reliable.



J3GA-400



J3GB-400



J3GE-400

3HP / 16" Cut-Off machine

型号Model		J3GA-400	J3GB-400	J3GE-400
电动机 Motor	(kW)	3 (4HP)	2.2 (3HP)	2.5kW/3.5HP (1-phase) 3kW/4HP (3-phase)
主轴空载转速 Spindle no-load speed	(r/min)	2280	2280	2280
砂轮片空载线速度 Emery wheel no-load line speed	(m/s)	48	48	48
砂轮片安全线速度 Emery wheel safety line speed	(m/s)	60	60	60
纤维增强砂轮片 Fiber strengthen grinding flat	(mm)	Φ400XΦ32X3.2 or Φ400XΦ25.4X3.2	Φ400XΦ32X3.2 or Φ400XΦ25.4X3.2	Φ400XΦ32X3.2 or Φ400XΦ25.4X3.2
最大切割能力 Cutting Ability (mm)	钢管 Steel tube	Φ135 X 6	Φ135 X 6	Φ135 X 6
	角钢 Angle iron	100 X 10	100 X 10	100 X 10
	槽钢 Channel steel	126 X 53	126 X 53	126 X 53
	圆钢 Round-bar steel	Φ50	Φ50	Φ50
夹钳可转角度 Tongs rotary angle	(°)	±45°	±45°	±45°
底座尺寸 Dimension of base	(mm)	540 X 320	520 X 290	650 X 340
毛重/净重	(kg)	80/70	60/57 (carton) 65/57 (wood case)	95/80