


Teleguard


Telescopic Platform Ladder


User Guide


YOUNGMAN®


SETTING UP


- 


1 Release transport catch
- 


2 Stand ladder upright
- 

3 Open ladder out
- 

4 Ensure deck rests on top rear rung
- 

5 Loosen clamps and slide out stabilisers on all 4 stiles
- 


6 Hand tighten clamps with stabiliser feet in contact with the ground
- 


7 Unlock the gate and climb onto the platform
- 


8 Close gate and engage latch



Adjusting the platform height



- 



1 Unlock ladder interlock clip
- 



2 Push ladder up one rung and lock interlock clip
- 



3 Repeat on opposite side. Repeat process until desired platform height is reached



Safe Use

- 




Read the instructions
- 




Visually check before use
- 




Fully open ladder and stabilisers before use
- 




Keep a secure grip
- 




= **Max. 110Kg** (SWL) Duty rating



- 




Ensure firm and level ground
- 


Do not step off side of ladder
- 


1 person only
- 


Avoid over reaching
- 


Avoid electrical hazards
- 


H₂O
Ensure ground is free from contaminants
- 


Never use damaged equipment