



**Cordless Cleaner
CL001G / CL002G**

Accessories

Nozzle assembly For floor/ carpet

- Part No.
 127825-8
 127827-4
 127828-2



Nozzle assembly For rug / carpet

- Part No.
 198525-7
 198523-1
 198526-5



Nozzle assembly For floor

- Part No.
 123486-2
 123488-8
 123539-7



Sheet Nozzle

- Part No.
 199038-1
 199041-2
 199039-9



Flexible hose

- Part No. 191E30-3



Flexible hose

- Part No.
 198867-9
 198541-9
 198543-5



Sash nozzle

- Part No.
 451240-7
 451243-1
 456586-6



Long sash nozzle

- Part No.
 198919-6
 198990-0
 198992-6



Round brush

- Part No.
 198878-4
 198553-2
 198555-8



Crevice nozzle 415

- Part No. 199439-3



Shelf brush

- Part No.
 198873-4
 198538-8
 198540-1



Straight pipe set 340

- Part No.
 191D76-3
 191D77-1



Cyclone attachment set with pipe lock

- Part No.
 191D71-3
 191D73-9



Tool bag set

- Part No. 199901-8



(LxWxH: 600x210x190mm)

Holder Set

- Part No. 199971-7



CL001G only

- Filter set**
10pcs /set
Part No. 443060-3



Pre-filter

- Part No. 421208-3



Easy shake off filter B set

- Part No. 199966-0



Filter H set

- Part No. 199989-8
HEPA filter



CL002G only

- Dust bag set (cloth)**
Part No. 198746-1



Paper filter set

- 5pcs/set
Part No. 194566-1



High performance dust bag set

- Part No. 1910M4-5
CL002G only




Valve stay complete

- Part No. 143677-9



Guard

- Part No. 413J77-0



Charging Time

	DC40RA	DC40RC
*1BL4020 2.0Ah 191L29-0	22 min	30 min
*1BL4025 2.5Ah 191B36-3	28 min	38 min
*1BL4040 4.0Ah 191B26-6	45 min	67 min
BL4050F 5.0Ah 191L47-8	50 min	85 min

*1 Recommended battery

The weight does not include accessories but battery cartridge(s). The lightest and heaviest combination weight of the appliance and battery cartridge(s) are shown in the table. Items of standard equipment and specifications may vary by country or area.

Cordless Cleaner		
CL001G / CL002G		
Electronic 4-Speed	Capacity	CL001G: 730 mL CL002G: Cloth dust bag: 500 mL / Paper dust bag: 330 mL w/ BL4040, 1 / 2 / 3 / 4: 128 / 64 / 40 / 25
Built-in Job Light	Continuous Use (min.)	1.2 m ³ /min
	Max Air Flow	21 kPa (2,100 mmH ₂ O)
	Max Sealed Suction (water column)	w/ Easy Shake Off Filter: 1 / 2 / 3 / 4: 20 / 45 / 70 / 125 W
	Suction Power	w/ BL4020 / BL4025:
	Dimensions (L x W x H)	CL001G: 1,066 x 113 x 152 mm (42 x 4-7/16 x 6") CL002G: 1,066 x 114 x 152 mm (42 x 4-1/2 x 6")
	Net weight	CL001G: 1.7 - 2.9 kg (3.7 - 6.4 lbs.) CL002G: 1.8 - 3.0 kg (4.0 - 6.6 lbs.)
Standard Equipment:		
CL001G: Floor Nozzle, Sash Nozzle, Sash Nozzle Holder, Pipe, Filter H, Easy Shake Off Filter, Hand Strap, Battery, Charger		
CL002G: Floor Nozzle, Sash Nozzle, Sash Nozzle Holder, Pipe, Easy Shake Off Dust Bag, Dust Bag (country-specific), Hand Strap, Battery, Charger		

Makita Singapore Pte Ltd

7, Changi South Street 3, Singapore 486348
 Phone : +65-6546-8700 Fax : +65-6546-8711
 Email : msgproductteam@makita.com.sg
 Website : www.makita.com.sg
 Facebook : www.facebook.com/MakitaSG



MakitaSG



VISIT OUR WEBSITE


PRINTED IN SINGAPORE



photo: CL001G

photo: CL002G

CL001G




Capsule type



One-touch push button switch



CL002G



Paper dust bag



One-touch push button switch




Low noise **54** [Mode 1] dB(A)
[Mode 4: 65 dB(A)]

Achieved by redesigning the exhaust air flow path of the motor to reduce wind noise.



4-mode suction power selection with mode memory function

- The cleaner can memorize a previous power mode and resume vacuuming at the same mode as last time user turned off for user convenience.
- Power mode can be selected before the cleaner is turned on.
- Selected power mode is indicated by 4 green LEDs.



Max sealed suction

CL001G / CL002G
21 kPa

Predecessor Model
8.2 kPa

+12.8

Continuous use

on a full battery charge

Mode	4	3	2	1
	16	25	40	80
	min	min	min	min

Battery: BL4025

Dust capacity

CL001G	CL002G	
730 mL	500 mL	330 mL
	Cloth dust bag	Paper dust bag

Redesigned Floor/ Carpet T-nozzle

- Redesigned structure reduces the resistance caused by suction, providing smooth running.
- Redesigned inside air flow path reduces the noise made inside the nozzle.



LED job light
also functions as a battery capacity warning lamp.

photo: CL001G

Pipe locking mechanism

Pipe is fixed with the locking mechanism to prevent it from accidentally coming off.



Cyclone attachment (option)

Centrifugal force separates fine dust, allowing the main unit of the cleaner to require about 80% less frequent dust disposal.




Pipe with beveled end
Cleaning of tight places can be done without nozzle by using the beveled end of pipe as a nozzle.



Capsule type (CL001G)

Improved dust-resistance

When capsule is installed securely, two ribs inside capsule press the inside frame of filter to hold the filter tight.



HEPA filter is available

HEPA filter



Paper dust bag type (CL002G)

Improved dust-resistance

Moving stopper prevents front cover from closing if paper dust bag is not installed tight.




High performance dust bag set

High-performance dust bag that matches the shape of the dust collection space of the high vacuum model.



CL001G



CL002G

