



Cordless Multi Function Power Head Series

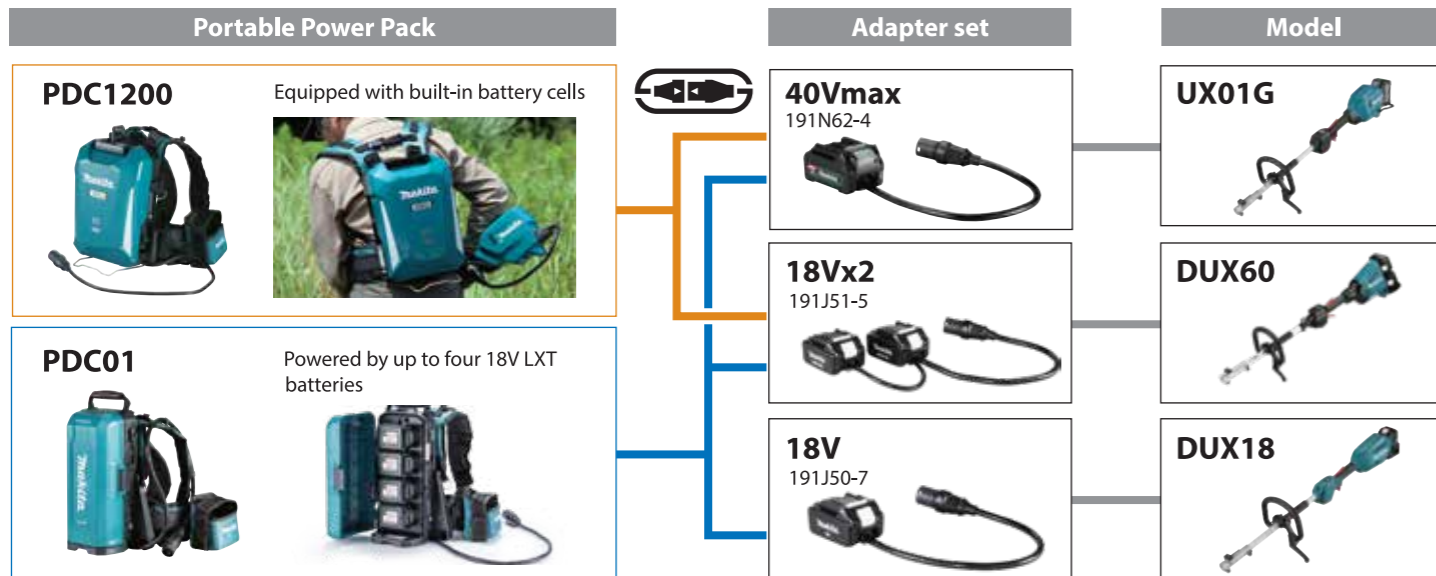
UX01G / DUX60 / DUX18

Accessories

Attachments		UX01G (40V max)	DUX60 (18V x2)	DUX18 (18V)
Brushcutter	EM402MP ø230mm Metal blade	●	●	●
Rotary Scissors	EM407MP	●	●	●
Edger	EE400MP	●	●	●
Power brush	BR400MP	●	●	●
Pole saw	EY401MP Cutting wide: 255mm	●	●	●
Blower	UB400MP	●	●	●
	UB401MP Low noise	●	●	●
Grass trimmer	EM408MP(Universal guard) ø420mm Nylon cutting head ø2.0	●	●	●
	EM409MP(Narrow guard) Universal guard Ø420mm / Ø2.0	●	●	●

Attachments		UX01G (40V max)	DUX60 (18V x2)	DUX18 (18V)
Coffee harvester	EJ400MP	●	●	●
Power sweep	SW400MP	●	●	●
Shaft extension attachment	LE400MP	●	●	●
Ground trimmer	EN420MP Angle adjustment	●	●	●
Hedge trimmer	EN401MP Angle adjustment	●	●	●
	EN410MP Straight	●	●	●
Cultivator	KR400MP 220mm	●	●	●
	KR401MP 160mm	●	●	●

Portable Power Pack



Cordless Multi Function Power Head

DUX18 / DUX60 / UX01G

	UX01G	DUX60	DUX18
Variable Speed	High: 0 - 9,700	High: 0 - 9,700	High: 0 - 9,700
Brake	Medium: 0 - 8,200	Medium: 0 - 8,200	Low: 0 - 6,800
Reversing (DUX60 / UX01G)	Low: 0 - 5,700	Low: 0 - 5,700	
Electronic 2-Speed (DUX18)	Max Output 1.0 kW	0.6 kW	0.47 kW
Electronic 3-Speed (DUX60 / UX01G)	Dimensions (L x W x H) 1,027 x 320 x 209 mm (40-1/4 x 12-5/8 x 8-1/4")	1,011 x 320 x 216 mm (39-3/4 x 12-5/8 x 8-1/2")	983 x 318 x 175 mm (38-3/4 x 12-1/2 x 6-7/8")
Constant Speed	Net weight 4.2 - 4.8 kg (9.3 - 10.6 lbs.)	4.1 - 4.7 kg (8.9 - 10.3 lbs.)	2.8 - 3.1 kg (6.2 - 6.8 lbs.)
Soft Start	Standard Equipment: Harness, Safety Goggles, Hex Wrench, Accessory Bag, Tool bag (for spec with Brushcutter attachment only), Carbide-Tipped Saw Blade (for spec with EM402MP only), Box Wrench (for spec with EM402MP only), Metal blade fixing tool (Clamp washer, Nut, Cup) (for spec with EM402MP only), Battery, Charger		

The weight may differ depending on the attachment(s), including the battery cartridge. The lightest and heaviest combination, according to EPTA-Procedure 01/2014, are shown in the table. Items of standard equipment and specifications may vary by country or area.



Makita Singapore Pte Ltd

7, Changi South Street 3, Singapore 486348
 Phone : +65-6546-8700 Fax : +65-6546-8711
 Email : msgproductteam@makita.com.sg
 Website : www.makita.com.sg
 Facebook : www.facebook.com/MakitaSG



MakitaSG



VISIT OUR WEBSITE

PRINTED IN SINGAPORE





BL MOTOR

High Power BL Motor



High power BL motor allows for more comfortable operation in rather heavy-duty application using an attachment such as power brush, power sweep, blower, etc.

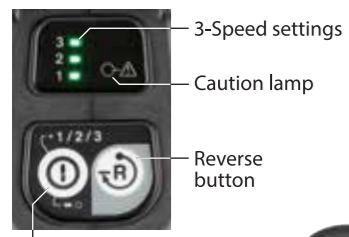


UX01G NEW



Li-ion (Ah) 2.0 | 2.5 | 4.0 | 5.0

Max output **1.0kW**



- ON / OFF button
- Caution lamp
- Overload
- Overheat
- Overdischarge




WG WETGUARD
High water-resistance allows to operate the machine even if it is wet with water.

DUX60



Li-ion (Ah) 1.5 | 2.0 | 3.0 | 4.0 | 5.0 | 6.0

Max output **0.6kW**



- ON / OFF button



XPT
eXtreme Protection Technology

DUX18 NEW



Li-ion (Ah) 1.5 | 2.0 | 3.0 | 4.0 | 5.0 | 6.0

Max output **0.47kW**

Simple switch specifications



- ON / OFF button



XPT
eXtreme Protection Technology

Features


Reverse button for easy removal of grass clippings from the cutting tool (UX01G / DUX60 only)

Grass clippings can be removed by slow reverse rotation of the cutting tool. After 1.5 seconds, machine stops. Switch position will be returned back to "Forward" automatically after stopping.



Easy change

Lever style lock system allows for quick toolless installation and replacement of the attachments.



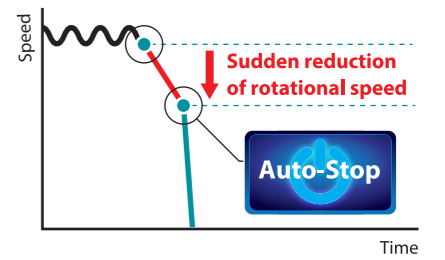
Excellent portability

- Split system of Power head and Attachment provides easier portability.
- Optional tool bag makes it even easier to transport Power head and Attachment and to put them into car trunk or small storage space.



AFT Active Feedback sensing Technology

- If kickback occurs while using below attachment, brake works automatically:
1) Brushcutter with metal blade attachment
2) Pole saw attachment
- If the sensor detects drastically decrease of rotation, the motor stops immediately.



Optional attachments



Brushcutter
EM400MP / EM402MP
195658-9 / 195952-9



Rotary Scissors
EM407MP
191M60-2



Edger
EE400MP
196750-4



Pole saw
EY401MP
199925-4



Hedge trimmer
Straight: EN410MP / 197742-6
Angle adjustment: EN401MP / 196341-1



Ground trimmer
EN420MP
198061-3



Cultivator
KR400MP / KR401MP
195712-9 / 195716-1



Coffee harvester
EJ400MP
195726-8
197163-2



Power brush
BR400MP
199323-2



Power sweep
SW400MP
199344-4



Blower
UB400MP / UB401MP
191F72-3 / 191P78-1



Shaft extension attachment
LE400MP
191E23-0

1,080 mm

For Pole saw, Pole hedge trimmer and Coffee harvester

*UX01G / DUX60 only